

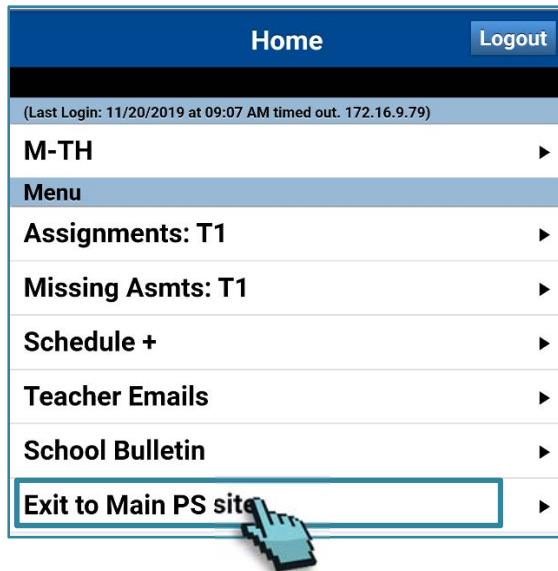


# How to View Elementary Grades on the Parent Portal (*Mobile*)

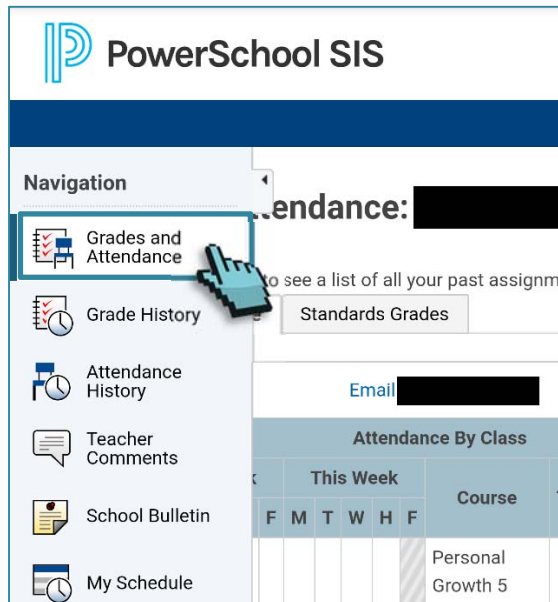
*NOTE: A Parent Portal account is required to view grades from a mobile device. Access ID and Access Passwords are listed on the parent/guardian letter.*

**STEP 1** – Log in to the **Parent Portal** on your mobile device by using the **PowerSchool App** (Available on your device's app store) or by going to the following address: <https://ps.letbsd.ab.ca/public/home.html>

**STEP 2** – Click on **Exit to Main PS Site**

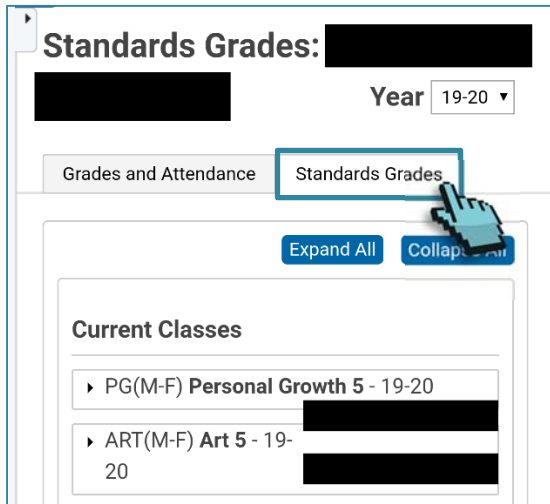


**STEP 3** – Click on **Grades and Attendance**.



*NOTE: If you are unable to see the Navigation bar, click on the small arrow located on the left side of the screen to expand the menu.*

**STEP 4** – Click on the **Standards Grades** tab



*NOTE: Elementary schools use Standards, rather than regular grading.*

**STEP 5** – Click on a class to expand the associated list of standards and view student Grades.

The screenshot shows the 'Current Classes' section with the class 'PG(M-F) Personal Growth 5 - 19-20' expanded. A hand cursor is pointing at the class name. Below the class name is a table with the following data:

Standards	T1	T2	T3
E5.PG.1 Shows a positive attitude towards learning	V	--	--
E5.PG.2 Accepts responsibility for own behaviour	V	--	--
E5.PG.3 Respects school and personal property	V	--	--